

MARK



STUDIOSCAPE RANGE

04-09	ABOUT
10-27	STUDIOSCAPE LOUNGE
30-37	STUDIOSCAPE DINING
38-39	STUDIOSCAPE BOOTH
40-49	STUDIOSCAPE PLANTERS
50-59	ADDITIONS
60-65	SUSTAINABILITY

STUDIOSCAPE

STUDIOSCAPE





## STUDIOSCAPE

The Studioscape range is designed to encourage collaboration and community in the workplace, education and leisure environments.

Studioscape is a modular system of seating, tables, planters and power/data units. By bringing people and plants together in the same system, the Studioscape range is a great tool to create dynamic spaces that can positively impact well-being.

Two seating heights and three table heights are available within the Studioscape range. All are cross-compatible making for a wide range of space-planning options and an easy reconfiguration.



## Lounge

380  
seat high



The lounge seating has a webbed suspension which means it is firm but resilient. Suitable for informal meetings and flexible working.

## Dining/Meeting + Booth

450  
seat high



The dining/meeting module is more firm and has a higher seat and back for support. It is an ideal alternative to banquettes and booths.

## Planters

690/920  
high



There are two plants per 750-grid square. These are planted in individual liners which can be easily exchanged or replaced as the plants grow.

## Screens + Stools

1250/1800  
high

450 stool  
seat high

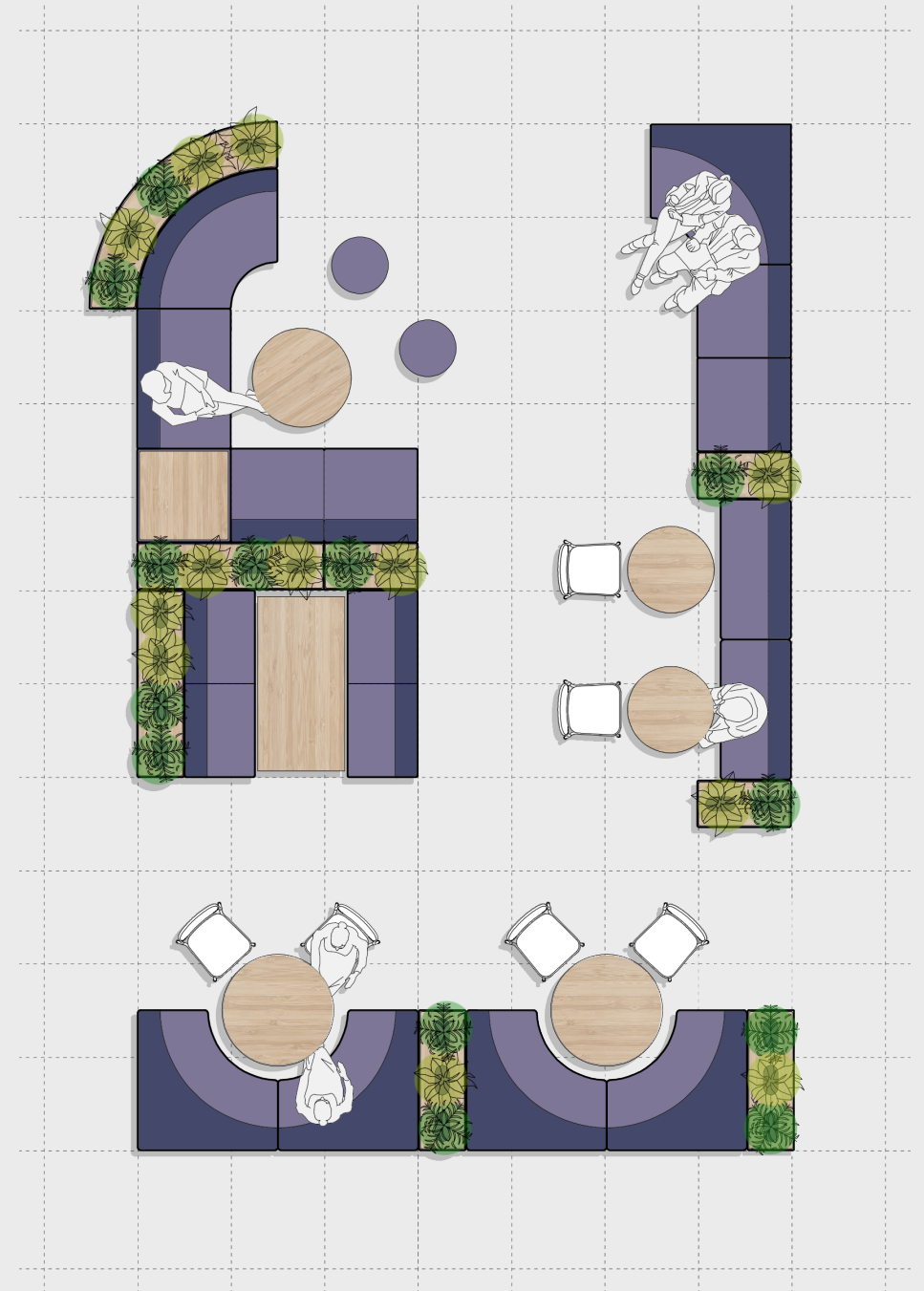


Screened seating elements in straights and curves allow visual and acoustic separation. The screens can make up booths or divide up spaces.

## Flexible now and into the future

The 750x750 grid relates well to the human scale - it provides a comfortable blueprint for social spacing without compromising on intimacy and promotes effective use of space. This important standardisation means that all the elements are cross-compatible, now and into the future.

As needs change, so can your layout without compromise. Add elements at a later date or remove and relocate. Modularity is also great for access and delivery. In the future, if you need to repair an element, it is easier to remove one item than a whole installation.











ENERGY













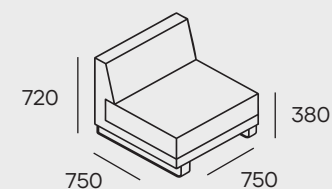




### Single sofa

Code STSO-750

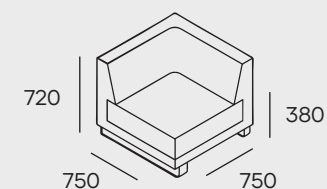
Dimensions



### End sofa

Code STCS-750

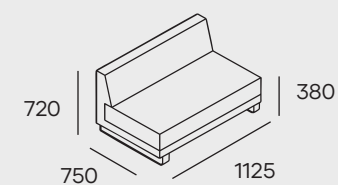
Dimensions



### Small sofa

Code STSO-1125

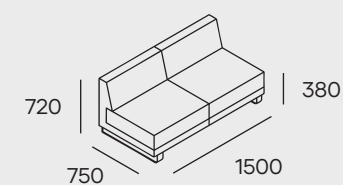
Dimensions



### Double sofa

Code STSO-1500

Dimensions



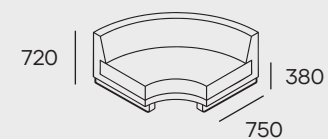




**90-degree curved back corner sofa**

Code STCR-1125

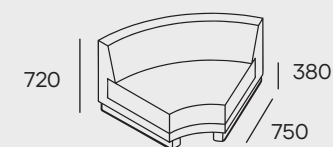
Dimensions



**60-degree curved back corner sofa**

Code STTR-975

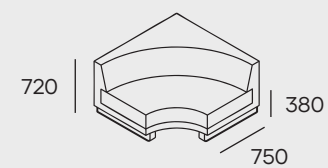
Dimensions



**90-degree square back corner sofa**

Code STCS-1125

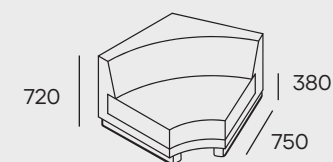
Dimensions



**60-degree square back corner sofa**

Code STTS-975

Dimensions

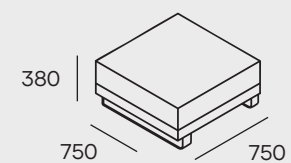




### Single bench

Code STBE-750

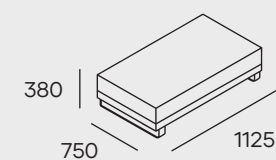
Dimensions



### Small bench

Code STBE-1125

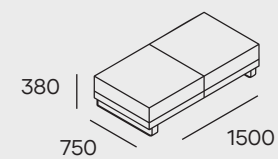
Dimensions



### Double bench

Code STBE-1500

Dimensions







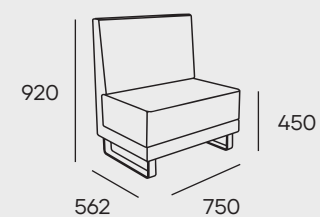




### Single sofa

Code STDB-750

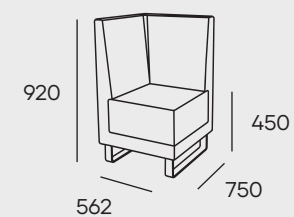
Dimensions



### End sofa

Code STDB-750

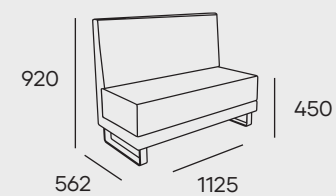
Dimensions



### Small sofa

Code STDB-1125

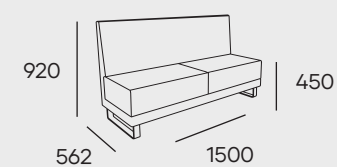
Dimensions



### Double sofa

Code STDB-1500

Dimensions

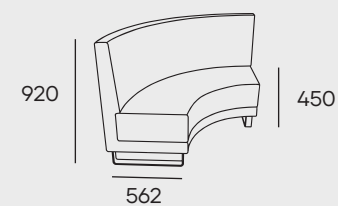




**90-degree curved back corner sofa**

Code STDD-1125

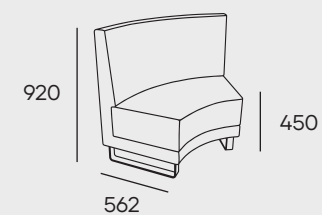
Dimensions



**60-degree curved back corner sofa**

Code STDU-975

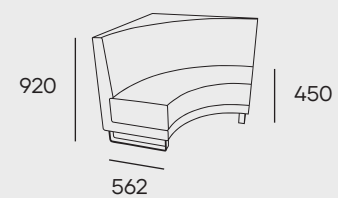
Dimensions



**90-degree curved back corner sofa**

Code STDC-1125

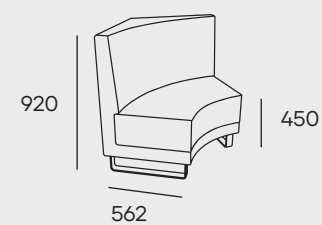
Dimensions



**60-degree square back corner sofa**

Code STDT-975

Dimensions



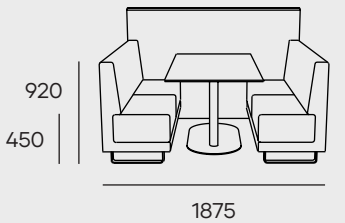






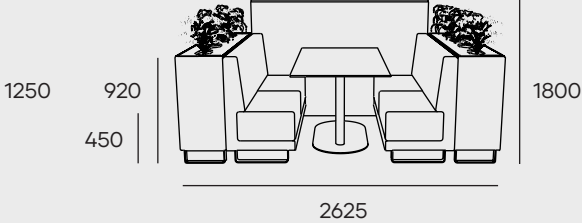
Booth with back screen

Code           STD-booth           config 01  
Dimensions



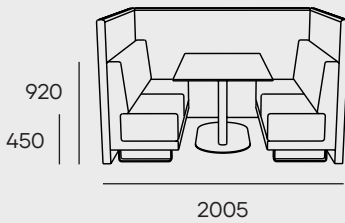
Booth with side screen + planters

Code           STD-booth           config 02  
Dimensions



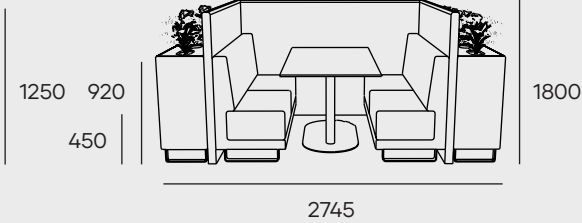
Booth with side/back screen

Code           STD-booth           config 03  
Dimensions



Booth with side/back screen + planters

Code           STD-booth           config 04  
Dimensions















Our motivation to bring living plants into the workplace is to enable people to experience a healthier environment.

As mobile and flexible as the seating - planters can demarcate settings and integrate plants with people. Our tried and tested system separates the upholstered elements with a waterproof surface at the point of contact when watering.

We provide plants through our plant specialist. They are already potted in a plastic liner which includes self-watering system. The liners are modular, so it is as easy to mix and match the plants as it is with the furniture.

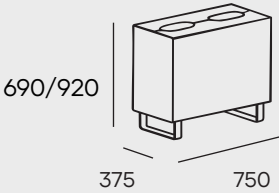
\*Also available in 920 high

750 planter



Code STPL-750

Dimensions

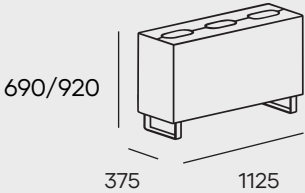


1125 planter



Code STPL-1125

Dimensions

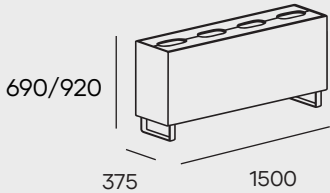


1500 planter



Code STPL-1500

Dimensions

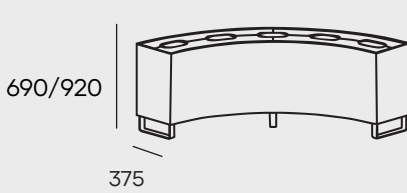


1500 curved planter



Code STPC

Dimensions





There is no need to worry about any drips from watering as each planter has a top made of compact grade laminate in six standard finishes.

(Black, dark grey, light grey, white, Oak + Walnut)

**F2253 Diamond Black**  
RAL (9005)



**F7912 Storm Dark Grey**  
RAL (7016)



**F7927 Folkestone Light Grey**  
RAL (7047)



**F2255 Polar White**  
RAL (9010)



**F5374 Elegant Oak**



**F5150 American Walnut**



Our planters are supplied with thermo-plastic removable liners which can be easily planted by your plant specialist. The liners are modular, so it is as easy to mix and match the plants as it is with the furniture.

We can also supply artificial plants, but not without trying to persuade you to go for real plants first!

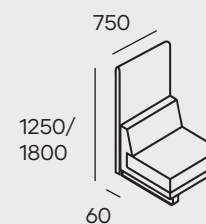




### Single screen

Code STUS-750

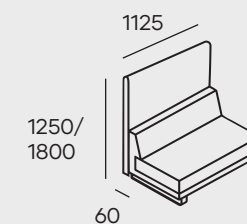
Dimensions



### Small screen

Code STUS-1125

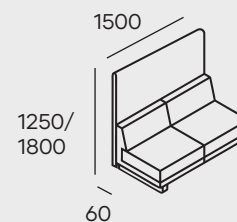
Dimensions



### Double screen

Code STUS-1500

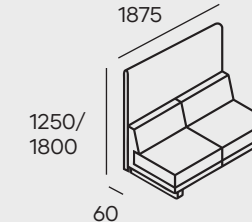
Dimensions



### Double screen

Code STUS-1875

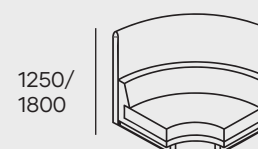
Dimensions



### Curved screen

Code STUC-1125

Dimensions









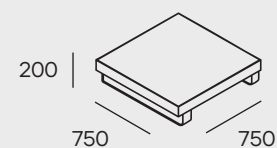
The low table maintains the most open and flowing lounge seating arrangement. The medium table aligns with the seat and creates a side table for a notepad or to recharge your phone. The high table or armrest creates separation for a greater seating density.



#### Low coffee table

Code STCT-750

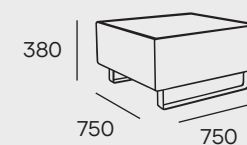
Dimensions



#### Medium coffee table

Code STCM-750

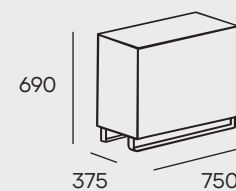
Dimensions



#### High table armrest

Code STAR-375

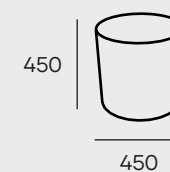
Dimensions



#### Drum stool

Code STDS-1

Dimensions





**Plinth**

A solid plinth is available in black laminate

**Sled base**




Powder coated: grey, white or black.

**Castors**



Two out of four per locking units.

**Power**



Power units can be fitted to seating, screens and table elements, but not planters. We work with a UK manufacturer OE electrics on our power solutions.



We recommend Pixel units and Arc80 wireless chargers for tables (surface-mounted), phase units for seating (under-mounted) and Puma for screens.

## ADDITIONS | Coffee tables

Height options:

Coffee table	360h
Side table	600h

Mycroft

MCTR



For more informal settings, the Mycroft table provides side and coffee table options.

Mycroft

MCTO



Solid Oak, either natural oiled or stained black, is a great tool to soften a setting.

## ADDITIONS | Side tables

Height options:

Coffee table	480h
Side table	600h
Dining table	740h

Disc

DSDC-700



The tables from our Laser and Disc range partner well with Studioscape. Disc with a flat base is best when the table is relatively fixed.

Laser

LSDQ-700



Laser (with a cruciform base) is better for pulling up close to you when seated, particularly on the triangular laptop table.





**Production**  
100% Made in the UK



**Frame**  
FSC Certified Timber and Birch Plywood frame

**Upholstery**  
CMHR foam over webbing

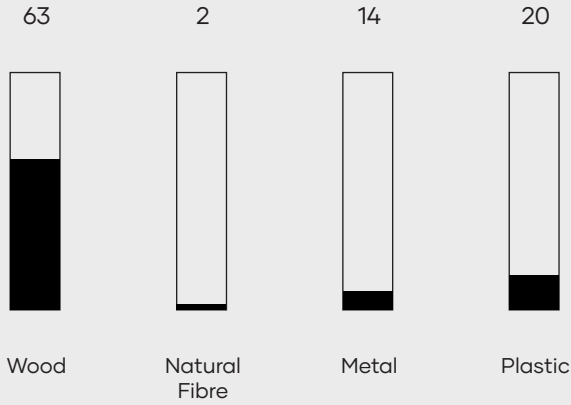
**Base**  
Steel

**Surfaces**  
Compact Laminate

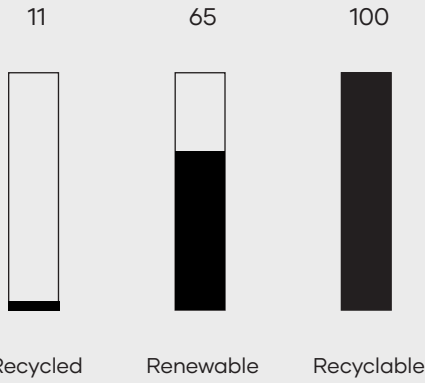


An Environmental Product Declaration (EPD) is available for this range. Despite its deep cushions, Studioscape is a wooden-framed product so it has a high percentage of natural and renewable materials.

MATERIAL %



CIRCULARITY %



"Producing furniture that we can confidently stand by in terms of the ethics and values of its production and lifecycle are a driving force for us."





## FOUNDERS

MARK Product was founded by designers Anna Hart and John Miller with a vision to produce great UK-made furniture as sustainably as possible.

"We created MARK intending to be sustainable and we hold ourselves to the highest possible standards. Producing furniture that we can confidently stand by in terms of the ethics and values of its production and lifecycle are a driving force for us."

Anna Hart and John Miller met in 2007 through their shared aspirations of designing and making furniture that would not only enhance the experience of the place where people work but also deliver a difference to the lives of the community and environment where that product was made.

The ideas and values that Anna and John exchanged in their first meeting remain what drives the company today.



MARK PRODUCT

X

Anna Hart + John Miller





Furniture for  
shaping spaces.



**markproduct.com**

enquiries@markproduct.com

**Showroom + Sales**

5 Albemarle Way  
Clerkenwell  
London  
EC1V 4JB

020 7490 7718

**Production + Head Office**

Polhigey Mine  
Carnmenellis  
Redruth  
Cornwall, TR16 6PH

01209 860 133