



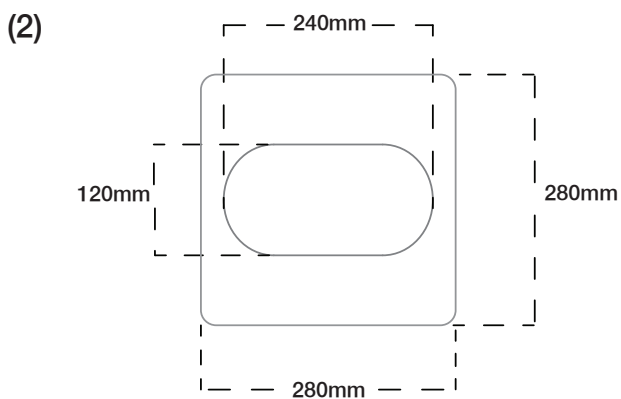
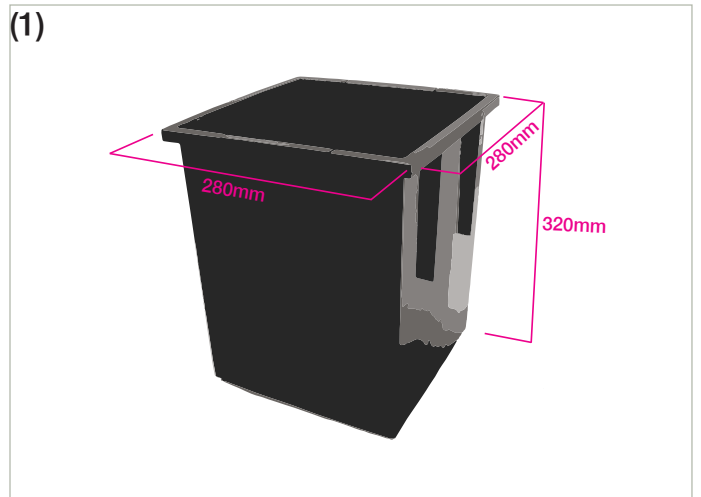
Studioscape/ Planters Maintenance

Studioscape is an innovative range that combines upholstery, power and data, and live planting within the same furniture system. Each planter comes with a liner included.

The containers used are Lechuza Liners, measuring 280x280x320 high. (1)


They can be used in conjunction with an irrigation set consisting of glass beads and a water supply tube etc. This is not supplied.

Not all of the top of the liner is visible so the plants and the water supply tube must fit within this loop-shaped envelope:(2)



Fitting and maintaining the planted liners

The planters have a waterproof material on the top which is held in place by visible screws. These can be opened with a 5mm Allen key. This is the only tool required. Access is only required if it is necessary to remove a liner.



Regular watering

Depending on the plants chosen and the climatic conditions, the plants will need watering on a 3-4 week basis.

Use a funnel to fill the water supply tube with approx. 1-2 litres of water.

Care should be taken not to spill water onto the upholstery, but if this happens, dabbing with a dry cloth to remove surface water is all that is required.



MARK Product is a trading name of Hart Miller Design Ltd. Company no. 6591744

Cornwall: Rosemanowes Quarry, Herniss, Penryn, Cornwall, TR10 9DU | 01209 860 133
London: Gate House, 1 St John's Square, Clerkenwell, EC1M 4DH | 020 7490 7718